



# Epidemiology of paediatric injuries in Rwanda using a prospective trauma registry

R. T. Petroze<sup>1,2,3</sup> , A. N. Martin<sup>3</sup>, E. Ntaganda<sup>4</sup>, P. Kyamanywa<sup>4,5</sup>, E. St-Louis<sup>1</sup>, S. K. Rasmussen<sup>3</sup>, J. F. Calland<sup>3</sup> and J. C. Byiringiro<sup>4</sup> 

<sup>1</sup>Montreal Children's Hospital, Division of Paediatric General and Thoracic Surgery, Montreal, Quebec, Canada, <sup>2</sup>University of Florida, Division of Pediatric Surgery, Gainesville, Florida, and <sup>3</sup>Department of Surgery, University of Virginia, Charlottesville, Virginia, USA, <sup>4</sup>University of Rwanda, Kigali, Rwanda, and <sup>5</sup>Kampala International University, Kampala, Uganda

Correspondence to: Dr J. C. Byiringiro, Division of Clinical Education and Research, University Teaching Hospital of Kigali, School of Medicine, University of Rwanda, Butare, Rwanda (e-mail: jbyiringiro@gmail.com)

**Background:** Child survival initiatives historically prioritized efforts to reduce child morbidity and mortality from infectious diseases and maternal conditions. Little attention has been devoted to paediatric injuries in resource-limited settings. This study aimed to evaluate the demographics and outcomes of paediatric injury in a sub-Saharan African country in an effort to improve prevention and treatment.

**Methods:** A prospective trauma registry was established at the two university teaching campuses of the University of Rwanda to record systematically patient demographics, prehospital care, initial physiology and patient outcomes from May 2011 to July 2015. Univariable analysis was performed for demographic characteristics, injury mechanisms, geographical location and outcomes. Multivariable analysis was performed for mortality estimates.

**Results:** Of 11 036 patients in the registry, 3010 (27.3 per cent) were under 18 years of age. Paediatric patients were predominantly boys (69.9 per cent) and the median age was 8 years. The mortality rate was 4.8 per cent. Falls were the most common injury (45.3 per cent), followed by road traffic accidents (30.9 per cent), burns (10.7 per cent) and blunt force/assault (7.5 per cent). Patients treated in the capital city, Kigali, had a higher incidence of head injury (7.6 per cent *versus* 2.0 per cent in a rural town,  $P < 0.001$ ; odds ratio (OR) 4.08, 95 per cent c.i. 2.61 to 6.38) and a higher overall injury-related mortality rate (adjusted OR 3.00, 1.50 to 6.01;  $P = 0.019$ ). Pedestrians had higher overall injury-related mortality compared with other road users (adjusted OR 3.26, 1.37 to 7.73;  $P = 0.007$ ).

**Conclusion:** Paediatric injury is a significant contributor to morbidity and mortality. Delineating trauma demographics is important when planning resource utilization and capacity-building efforts to address paediatric injury in low-resource settings and identify vulnerable populations.

## Funding information

National Institutes of Health, NIH R24TW007988  
Fogarty International Clinical Research Fellowship

Paper accepted 12 August 2019

Published online 17 November 2019 in Wiley Online Library (www.bjsopen.com). DOI: 10.1002/bjs5.50222

## Introduction

Global health initiatives have historically prioritized infectious diseases and maternal conditions in efforts to reduce child morbidity and mortality. Overall trends in global childhood mortality have decreased in the past 20 years, yet profound inequity persists among low- and middle-income countries (LMICs)<sup>1</sup>. The Global Burden of Disease Study 2013<sup>2</sup> revealed that less than 20 per cent of developing countries had achieved Millennium Development Goal 4,

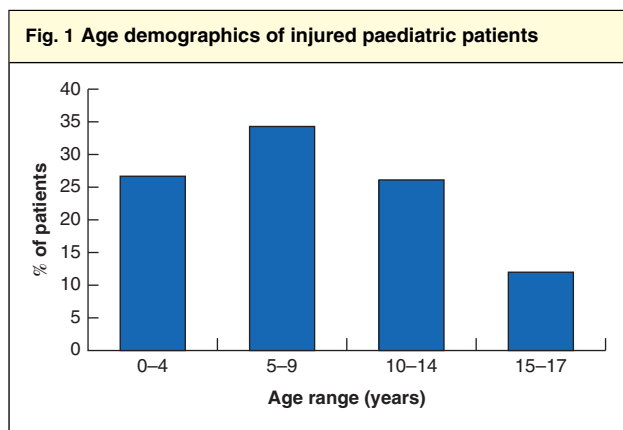
which aimed to reduce the under-five mortality rate by two-thirds between 1990 and 2015.

Surgery, including injury care, is increasingly recognized as an important component of national health plans and universal primary care<sup>3–5</sup>, yet over 2 billion people in low-income countries lack access to basic, life-saving surgical care<sup>6</sup>. In addition, injury-associated mortality surpasses that of human immunodeficiency virus/acquired immune deficiency syndrome (HIV/AIDS), malaria and tuberculosis combined, accounting for 10 per cent of the world's

deaths and 16 per cent of the global burden of disease<sup>7–9</sup>. Surgical services in general are in short supply, but surgical services for children are even more sparse in LMICs. For example, 95 per cent of injury-related deaths in children occur in LMICs<sup>9</sup>.

Rwanda is a low-income country in sub-Saharan Africa that has made tremendous progress in improving child development indicators, with marked reductions in paediatric mortality from HIV/AIDS, tuberculosis and malaria<sup>10</sup>. Since 2000, the observed improvements in maternal and under-five mortality in Rwanda have far surpassed the regional average, and approach the global mean<sup>10,11</sup>. However, little effort has yet been devoted to paediatric surgical and trauma needs. Although the study by Wang and colleagues<sup>2</sup> revealed that the annualized rate of decreasing childhood mortality in Rwanda accelerated between 1990 and the present, the burden of accidental and traumatic death on children in Rwanda remained high and did not differ significantly from estimates reported as 20 deaths per 100 000 people by the Global Burden of Disease Study 2010<sup>12</sup>. A Surgeons OverSeas Assessment of Surgical Need (SOSAS) countrywide household population survey study in Rwanda<sup>13</sup> demonstrated that 12 per cent of 0–18-year-olds had potential surgical needs, of which 54 per cent were unmet.

In an effort to document and improve emergency and surgical services, a prospective trauma registry was established in Rwanda in 2011 through multi-institutional collaboration<sup>14,15</sup>. This study aimed to evaluate the specific demographics and outcomes of paediatric injury in Rwanda in an effort to inform prevention and treatment. The long-term goal is to facilitate trauma prevention and treatment in children through development of a collaborative quality improvement tool, and to support the development of surgical services for children.



WHO age categories are used to describe distribution of 3010 paediatric patients in the Rwanda Injury Registry, 2011–2015.

Table 1 Demographic characteristics	
	No. of patients (n = 3010)*
<b>Age (years)†</b>	8 (5–12)
< 5	810 (26.9)
5–17	2200 (73.1)
<b>Sex</b>	(n = 2996)
F	902 (30.1)
M	2094 (69.9)
<b>Hospital</b>	
Butare	1171 (38.9)
Kigali	1839 (61.1)
<b>mKTS‡‡</b>	12 (11–12)
<b>No. of serious injuries</b>	(n = 2977)
0	242 (8.1)
1	2556 (85.9)
> 1	179 (6.0)
<b>Systolic blood pressure (mmHg)</b>	(n = 2453)
> 89	2361 (96.2)
50–89	91 (3.7)
< 50	1 (0.04)
Undetectable	0 (0)
<b>Neurological status</b>	(n = 2950)
Alert	2324 (78.8)
Responds to verbal stimuli	372 (12.6)
Responds to painful stimuli	209 (7.1)
Unresponsive	45 (1.5)

\*With percentages in parentheses unless indicated otherwise; †values are median (i.q.r.). ‡‡The modified Kampala Trauma Score (mKTS) was measured in 2098 patients; elements include age range, number of serious injuries, BP range and neurological status, for a total score of 5–16.

## Methods

Rwanda has a population of 12.2 million (4.9 million people under the age of 15 years)<sup>16</sup>. There are 42 district and four referral hospitals; the referral hospitals also serve as teaching hospitals<sup>17</sup>. Rwanda has one of the few publicly-funded national ambulance services in sub-Saharan Africa. Prehospital emergency medical services, known as the Service d'Aide Médicale Urgente (SAMU), were established by the Ministry of Health in 2007<sup>18</sup>. As few emergency or surgical services are provided at district hospitals, injured patients are often sent to the referral hospitals for evaluation and definitive care. The university teaching hospital in Kigali (Centre Hospitalier Universitaire de Kigali (CHUK)) is a public 520-bed hospital in the capital of Rwanda. The university teaching hospital in Butare (Centre Hospitalier Universitaire de Butare (CHUB)) is a public 500-bed hospital located 133.6 km south in Butare, Huye District, a university town with a population of 89 600 people at the 2012 census<sup>19</sup>.

Ethical approval for the study was obtained from the University of Virginia institutional review board for health sciences research (number 15075) and the ethics committee at CHUK (EC/CHUK/006/10).

### Registry development

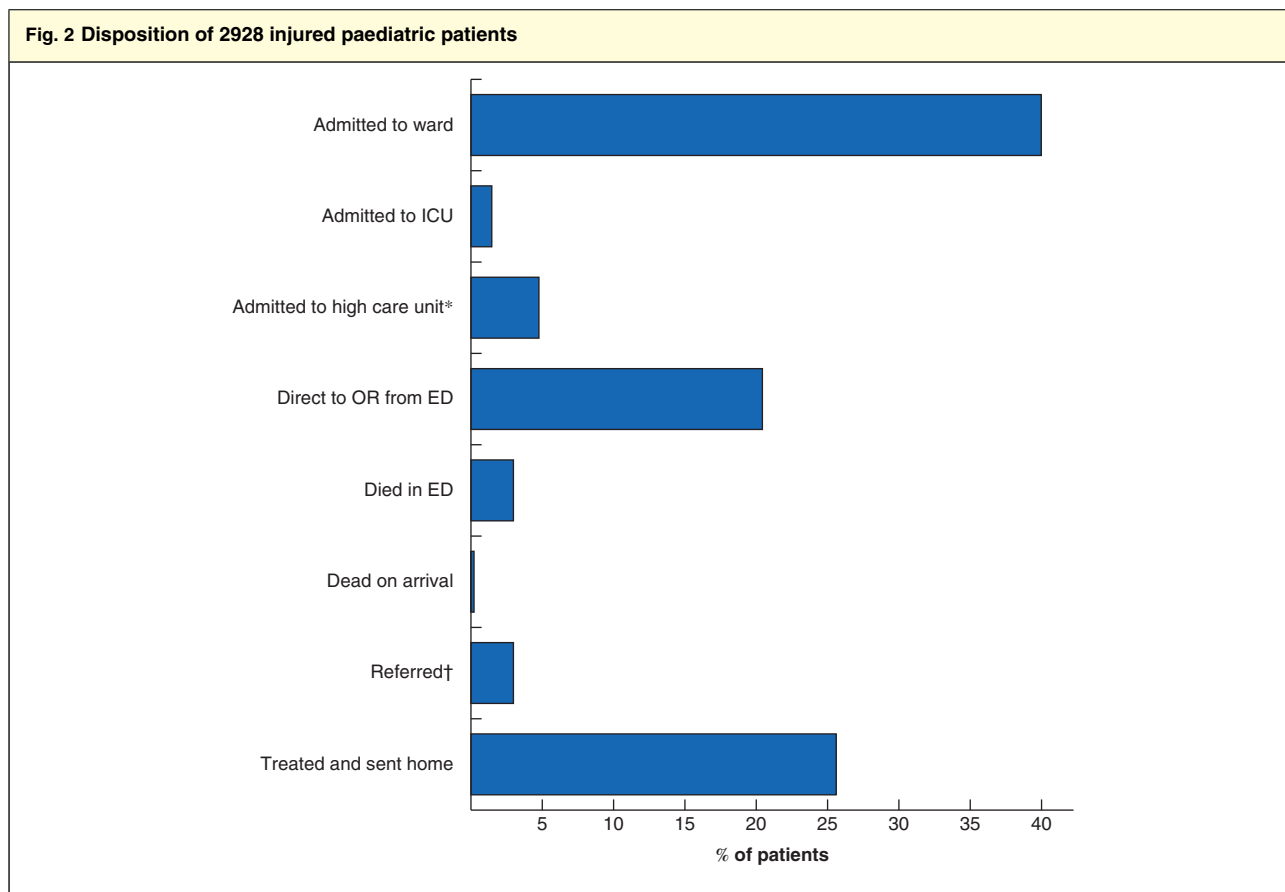
Development of the Rwanda Injury Registry has been described previously<sup>14,15,20</sup>. This is a prospective trauma registry that was established at the two campuses of CHUK and CHUB in Rwanda to record systematically patient demographics, prehospital care, initial physiology and patient outcomes. Data were collected on a 31-item paper registry form that was adapted locally for the Rwandan setting from registries in other sub-Saharan African countries<sup>21,22</sup>. Local training was conducted over a 1-month period, and the form was rolled out for data collection in March 2011. Arrival data were collected by trained nurses in the accident and emergency department (ED) within 24 h of admission. Over the period of data

collection, 2-week and 1-month in-hospital outcome data were abstracted from patient chart review, ward registries and operating room logs by trained medical students, the principal investigator or the nurse coordinator.

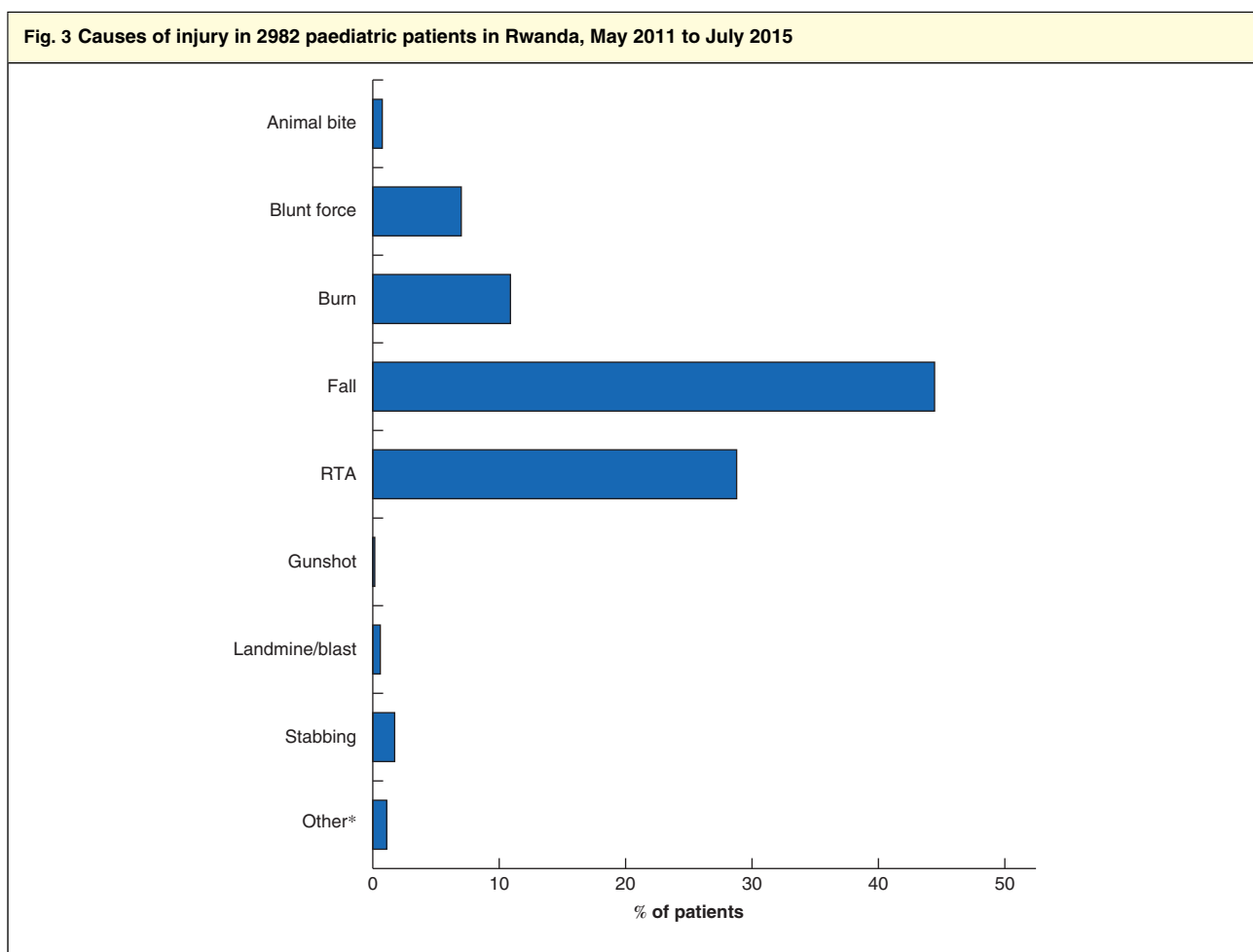
Inclusion criteria included: any injured patient referred from a district hospital for injury evaluation, any injury-related mortality in the emergency department or any inpatient hospitalization or emergency stay greater than 24 h. Patients who arrived at the first hospital of contact and were treated and sent home within 24 h were excluded.

### Statistical analysis

Data were entered into a searchable Microsoft Access® 2010 (Microsoft, Santa Rosa, California, USA) database by a trained data registrar. Deidentified data for patients aged less than 18 years were abstracted over a 4-year period from May 2011 to July 2015. Data collected during the implementation and transition period in March and April 2011 were excluded. Descriptive analysis was performed using



The disposition was not available for 82 patients. \*The high care unit had the availability of oxygen. †Referrals were to a higher level of care (the private hospital in the country or the military hospital). OR, operating room; ED, emergency department.



The mechanism of injury was missing for 28 children. \*Includes choking (1 patient), near-drowning (3), electrical injury (2), sexual assault (2) and non-specified (27). RTA, road traffic accident.

SAS® 9.4 (SAS Institute, Cary, North Carolina, USA). Primary outcomes assessed using univariable analysis included overall and injury-related mortality. Outcomes were compared between hospitals and based on injury mechanism using  $\chi^2$  and Fisher's exact tests for non-parametric data. Multivariable logistic regression analysis was performed to control for age, sex and injury severity. Variables were selected *a priori* based on clinical relevance and available data in the registry. For example, anatomical injury severity scores were not calculated, and respiratory rate was available for only two-thirds of the paediatric patients. Injury severity was therefore determined using the modified Kampala Trauma Score (mKTS)<sup>23</sup>.

## Results

The trauma registry at the university teaching hospitals enrolled 11 036 patients between May 2011 and

July 2015. More than one-quarter of these patients (3010, 27.3 per cent) were under the age of 18 years. The overall paediatric injury-related mortality rate was 4.8 per cent (144 patients). Patients were predominantly male, and the median age was 8 (i.q.r. 5–12) years. The majority of patients were aged 5–9 years (1042, 34.6 per cent) (Fig. 1). Additional demographic and clinical factors used to calculate the mKTS can be found in Table 1. Most patients presenting with a trauma mechanism were admitted to the hospital (1974 of 2928, 67.4 per cent), and just over one-quarter (751, 25.6 per cent) received treatment in the ED and were sent home (Fig. 2).

Falls were the most common cause of injury (1351 of 2982, 45.3 per cent), followed by road traffic accidents (RTAs) (921 of 2982, 30.9 per cent), burns (348, 10.7 per cent) and blunt force/assault (224, 7.5 per cent) (Fig. 3). Of the 1974 admitted patients, 599 (30.3 per cent) went directly to the operating room from the ED.

**Table 2 Comparison of cause of trauma and outcome by hospital in 3010 patients**

	Butare (n = 1171)	Kigali (n = 1839)	P <sup>¶</sup>	Unadjusted OR*	Adjusted OR <sup>§</sup>	Adjusted P
Severe head injury <sup>†</sup>	23 (2.0)	139 (7.6)	<0.001	4.08 (2.61, 6.38)	1.24 (0.65, 2.38)	0.518
Mortality <sup>‡</sup>	17 (1.5)	127 (6.9)	<0.001	5.04 (3.02, 8.40)	3.00 (1.50, 6.01)	0.019
Fall	706 (60.3)	645 (35.1)	<0.001	0.36 (0.31, 0.41)	0.43 (0.36, 0.51)	<0.001
Road traffic injury	250 (21.3)	671 (36.5)	<0.001	2.12 (1.79, 2.51)	1.99 (1.62, 2.44)	<0.001
Severe head injury from road traffic injury	18 (7.2)	86 (12.8)	<0.001	2.68 (1.47, 4.90)	0.87 (0.38, 2.03)	0.753
Mortality from road traffic injury	4 (1.6)	51 (7.6)	<0.001	5.06 (1.81, 14.15)	4.37 (1.01, 18.92)	0.048

Values in parentheses are percentages unless indicated otherwise; \*values in parentheses are 95 per cent confidence intervals. <sup>†</sup>Defined as Glasgow Coma Scale score at admission of 3–8; <sup>‡</sup>defined as all-cause 30-day in-hospital mortality. <sup>§</sup>Controlling for age, sex and modified Kampala Trauma Score. OR, odds ratio. <sup>¶</sup> $\chi^2$  or Fisher's exact test.

In univariable analysis there was a statistically significant difference in overall mortality for patients who sustained injury as a result of an RTA (55 of 921, 6.0 per cent) compared with other causes of injury (OR 1.43, 95 per cent c.i. 1.01 to 2.02;  $P = 0.043$ ). Pedestrians are a particularly vulnerable category, with 58.1 per cent of children (535 of 921) involved in an RTA being pedestrians. Pedestrians involved in an RTA were more likely to die than non-pedestrians (7.9 per cent (42 of 535) *versus* 3.4 per cent (13 of 386) respectively,  $P = 0.005$ ; OR 2.44, 1.29 to 4.62). In addition, for all children involved in an RTA, the rate of severe head injury trended towards significance in pedestrians (12.3 per cent (66 of 535) *versus* 8.5 per cent (33 of 386) in non-pedestrians,  $P = 0.067$ ; OR 1.51, 0.97 to 2.34). Falls were associated with a lower overall injury-related mortality (1.7 per cent (23 of 1351) *versus* 7.3 per cent (121 of 1659) for other causes of injury,  $P < 0.001$ ; OR 0.22, 0.14 to 0.35).

In multivariate analysis, controlling for mKTS, age and sex, mortality from RTAs (compared with other causes) was not significantly different. However, pedestrians involved in an RTA had an increased risk of death compared with other road-users (adjusted OR 3.26, 95 per cent c.i. 1.37 to 7.73;  $P = 0.007$ ). Falls again had a lower overall injury-related mortality rate when controlling for age, sex and injury severity (adjusted OR 0.43, 0.24 to 0.76;  $P = 0.004$ ).

There were significant differences between outcomes for patients treated at CHUK, based in the capital city of Kigali, *versus* CHUB, located in a rural town. Patients treated at CHUK had a higher incidence of head injury (7.6 per cent *versus* 2.0 per cent for CHUB,  $P < 0.001$ ; OR 4.08, 95 per cent c.i. 2.60 to 6.40) and a higher overall injury-related mortality rate (6.9 per cent (127 of 1830) *versus* 1.5 per cent (17 of 1171) respectively,  $P < 0.001$ ; unadjusted OR 5.00, 3.00 to 8.40; adjusted OR 3.00, 1.50 to 6.01). Additionally, at CHUK, burn injuries (15.0 per cent (273 of 1823) *versus* 6.5 per cent (75 of

1159) respectively), blunt force trauma (8.0 (146 of 1823) *versus* 6.7 per cent (78 of 1159)) and RTAs (36.8 per cent (671 of 1823) *versus* 21.6 per cent (250 of 1159)) were more common compared to other causes (OR 2.10, 1.79 to 2.51;  $P < 0.001$ ). Conversely, fall injuries were more common at CHUB (60.9 per cent (706 of 1159) *versus* 35.4 per cent (645 of 1823) for CHUK,  $P < 0.001$ ; OR 0.36, 0.31 to 0.41). The mortality rate in the ED also differed significantly between the two hospitals: 95 of 1839 (5.2 per cent) at CHUK compared with only three of 1171 (0.3 per cent) at CHUB ( $P < 0.001$ ) (unadjusted OR 21.2, 6.70 to 67.10). Other differences in injury epidemiology and outcomes between the two hospitals are shown in *Table 2*.

## Discussion

Regionally developed hospital-based trauma registries have been shown to be effective mechanisms for injury surveillance in resource-limited settings<sup>21,24–26</sup>. They also allow the development of locally relevant and properly adapted metrics for patient-level risk adjustment and severity scoring, such as the Kampala Trauma Score (KTS)<sup>27,28</sup>. This study has demonstrated that the Rwanda Injury Registry was successful in documenting the injury epidemiology and outcome of children with injuries presenting at the two main referral hospitals in the country. Previous studies from the USA and the UK demonstrated that injuries secondary to RTAs and falls are common causes of trauma in children<sup>29,30</sup>. However, the present study revealed higher mortality, head injury and proportion of injuries due to RTAs in the capital, Kigali. This may be secondary to a larger and growing urban population as well as increased traffic and congestion in the capital. However, Rwanda also has an active emergency medical response service<sup>31</sup>, so it may be possible that increased presentation of severe head injury in the capital is due to the availability of emergency services in the city. This offers the opportunity in the future for coordination of prehospital



evaluation with in-hospital outcomes, as well as evaluation over time.

The mortality variables in the present data, controlling for injury severity, are presented with caution. Several studies<sup>27,28,32</sup> have documented the appropriateness of using the KTS, an aggregate of systolic BP, neurological status, age and respiratory rate, to stratify injury severity. The mKTS eliminates respiratory rate, owing to the unreliability of its recording in many LMICs<sup>28,33</sup>, and was used to risk-stratify injured adult patients in a previous study<sup>34</sup> that used Rwanda trauma registry data. Using physiological variables as categorized in the KTS to control for injury severity may present certain limitations for the population being studied in this analysis. Missing data and inaccuracies were sought by periodic data audits; however, these reviews were intermittent and relied on traditional chart review for rectification, a process that is itself not immune to error. Only two-thirds of the patients were included in the adjusted estimates owing to missing variables. It was hypothesized that severely injured or moribund patients who died in the ED may have missing values. In examining data missingness, however, it was found that, contrary to expectations, the proportion of incomplete variables was higher in walking wounded patients than in severely injured patients. In either scenario, an uncontrolled selection bias may have been created. Furthermore, the KTS has never been validated in a paediatric trauma population, and does not account for the different physiology and haemodynamic status of young children. For this reason, age was not included as a continuous variable in the present multivariable analysis.

Further, the present study revealed increased transfer of head-injured patients from Butare. This is likely due to the fact that, at the time of data collection, neurosurgical and CT services were available only in the capital. CHUB has since obtained a CT scanner, but there remain challenges in operation. As emergency and surgical capacity develops in the country, continued assessments will be imperative for sustained improvements in the quality of care delivery. Efforts to reinforce the research and data collection infrastructure in Rwanda, such as ongoing trauma registry revitalization and implementation of other registries tracking the incidence and outcomes of surgical care for cancer and congenital anomalies, are crucial to sustained growth and improvements in quality. Since this study was conducted, a paediatric surgery unit has been established with a full-time paediatric surgeon and a dedicated operating room for paediatric cases. The emergency medicine residency programme has graduated its first residents, and there are ongoing efforts to improve the multidisciplinary care of injured patients, including

incorporation of injury tracking at the national health plan level.

Limitations of this study include variable quality of chart documentation with missing or incomplete documentation, inconsistent languages used, or loss of information. To mitigate these, an assigned member of the research team monitored the data collection process through separate chart review. However, the lack of personnel with time to prioritize documentation or data collection is a major issue for sustainable data collection, and this significantly affected the continuity of the present study. In addition, the design of the current registry can assess outcomes only in hospital and for up to 1 month after initial presentation, and cannot determine long-term outcomes and disability. Furthermore, by limiting the study to the two university referral hospitals, the true burden of injury and disability at the community level could not be captured to inform targeted prevention fully, particularly as other hospitals increase their capacity to accept referrals from rural settings.

This study has shown that paediatric injury is a significant contributor to morbidity and mortality in Rwanda. This unfortunate trend in LMICs, forecasted by the Global Burden of Disease and risk factors study, has also been demonstrated by more recent reports<sup>35,36</sup>. The present study identified a significant vulnerable population – paediatric pedestrians – that could benefit from targeted intervention and prevention efforts. This has been correlated in separate prehospital analyses in Rwanda<sup>37</sup>. Identification of target populations that suffer disparate outcomes, such as paediatric mortality in pedestrians, is important for ongoing public health sector development.

### Acknowledgements

The authors thank the Rwanda Injury Registry team, in particular nurse coordinator V. Muhirwa and data manager A. Muzayire.

Support for the Rwanda Injury Registry (local staff stipends, training and registry printing) came from a Fogarty International Clinical Research Fellowship, the National Institutes of Health (NIH) and the International Clinical Research Fellows Program at Vanderbilt University, Nashville, Tennessee, USA (R24 TW007988) from February 2011 to August 2012. Maintenance of the Rwanda Injury Registry from 2012 to 2015 was funded externally by individual researchers at the Department of Surgery, University of Virginia, Charlottesville, Virginia, USA. The salary of R.T.P. was funded by the NIH (5-T32-AI-078875-03, PI: Robert G. Sawyer) from 1 July 2012 to 30 June 2013. Revitalization of the registry is being supported by the Jean-Martin Laberge Fellowship in

Global Pediatric Surgery at Montreal Children's Hospital and graduate student travel awards provided by Global Health Programs at McGill University, Montreal, Quebec, Canada.

This study was funded by the NIH (NIH R24 TW007988) and a Fogarty International Clinical Research Fellowship.

*Disclosure:* The authors declare no conflict of interest.

## References

- 1 United Nations Inter-agency Group for Child Mortality Estimation (UN-IGME). *Levels and Trends in Child Mortality: Report 2017*. [https://www.unicef.org/publications/files/Child\\_Mortality\\_Report\\_2017.pdf](https://www.unicef.org/publications/files/Child_Mortality_Report_2017.pdf) [accessed 3 September 2019].
- 2 Wang H, Liddell CA, Coates MM, Mooney MD, Levitz CE, Schumacher AE et al. Global, regional, and national levels of neonatal, infant, and under-5 mortality during 1990–2013: a systematic analysis for the Global Burden of Disease Study 2013. *Lancet* 2014; **384**: 957–979.
- 3 Citron I, Chokotho L, Lavy C. Prioritisation of surgery in the National Health Strategic Plans of Africa: a systematic review. *World J Surg* 2016; **40**: 779–783.
- 4 Gajewski J, Bijlmakers L, Brugha R. Global Surgery – informing national strategies for scaling up surgery in sub-Saharan Africa. *Int J Health Policy Manag* 2018; **7**: 481–484.
- 5 Price R, Makasa E, Hollands M. World Health Assembly Resolution WHA68.15: ‘Strengthening Emergency and Essential Surgical Care and Anesthesia as a Component of Universal Health Coverage’ – addressing the public health gaps arising from lack of safe, affordable and accessible surgical and anesthetic services. *World J Surg* 2015; **39**: 2115–2125.
- 6 Weiser TG, Regenbogen SE, Thompson KD, Haynes AB, Lipsitz SR, Berry WR et al. An estimation of the global volume of surgery: a modelling strategy based on available data. *Lancet* 2008; **372**: 139–144.
- 7 Lopez AD, Mathers CD, Ezzati M, Jamison DT, Murray CJ. Global and regional burden of disease and risk factors, 2001: systematic analysis of population health data. *Lancet* 2006; **367**: 1747–1757.
- 8 WHO. *Injuries and Violence: The Facts*. WHO: Geneva, 2010.
- 9 WHO. *Global Burden of Disease: 2004 Update*. WHO: Geneva, 2008.
- 10 Farmer PE, Nutt CT, Wagner CM, Sekabaraga C, Nuthulaganti T, Weigel JL. Reduced premature mortality in Rwanda: lessons from success. *BMJ* 2013; **346**: f65.
- 11 Abbott P, Sapsford R, Binagwaho A. Learning from success: how Rwanda achieved the millennium development goals for health. *World Dev* 2017; **92**: 103–116.
- 12 Lozano R, Naghavi M, Foreman K, Lim S, Shibuya K, Aboyans V et al. Global and regional mortality from 235 causes of death for 20 age groups in 1990 and 2010: a systematic analysis for the Global Burden of Disease Study 2010. *Lancet* 2012; **380**: 2095–2128.
- 13 Butler EK, Tran TM, Nagarajan N, Canner J, Fuller AT, Kushner A et al.; SOSAS 4 Country Research Group. Epidemiology of pediatric surgical needs in low-income countries. *PLoS One* 2017; **12**: e0170968.
- 14 Petroze RT, Byiringiro JC, Kyamanywa P, Ntakiyiruta G, Calland JF, Sawyer RG. Infectious outcomes assessment for health system strengthening in low-resource settings: the novel use of a trauma registry in Rwanda. *Surg Infect (Larchmt)* 2014; **15**: 382–386.
- 15 Petroze RT, Byiringiro JC, Ntakiyiruta G, Briggs SM, Deckelbaum DL, Razek T. Can focused trauma education initiatives reduce mortality or improve resource utilization in a low-resource setting? *World J Surg* 2015; **39**: 926–933.
- 16 United Nations Department of Economic and Social Affairs, Population Division. *World Population Prospects: The 2017 Revision*. UN: New York, 2017.
- 17 Petroze RT, Nzayisenga A, Rusanganwa V, Ntakiyiruta G, Calland JF. Comprehensive national analysis of emergency and essential surgical capacity in Rwanda. *Br J Surg* 2012; **99**: 436–443.
- 18 Scott JW, Nyinawankusi JD, Enumah S, Maine R, Uwitonze E, Hu Y et al. Improving prehospital trauma care in Rwanda through continuous quality improvement: an interrupted time series analysis. *Injury* 2017; **48**: 1376–1381.
- 19 National Institute of Statistics of Rwanda (NISR). *Fourth Population and Housing Census*. NISR: Kigali, 2012.
- 20 Petroze RT, Mumararungu A, Ndayiragije V, Ntakiyiruta G, Kyamanywa P, Reid J et al. Patterns of injury at two university teaching hospitals in Rwanda: baseline injury epidemiology using the Rwanda Injury Registry. *Rwanda Med J* 2014; **71**: 5–8.
- 21 Kobusingye OC, Lett RR. Hospital-based trauma registries in Uganda. *J Trauma* 2000; **48**: 498–502.
- 22 Owor G, Kobusingye OC. Trauma registries as a tool for improved clinical assessment of trauma patients in an urban African hospital. *East and Cent Afr J Surg* 2001; **6**: 57–63.
- 23 Weeks SR, Stevens KA, Haider AH, Efron DT, Haut ER, MacKenzie EJ et al. A modified Kampala Trauma Score (KTS) effectively predicts mortality in trauma patients. *Injury* 2016; **47**: 125–129.
- 24 Zargar E, Spence R, Adolph L, Nicol A, Schuurman N, Navsaria P et al. Association between real-time electronic injury surveillance applications and clinical documentation and data acquisition in a South African trauma center. *JAMA Surg* 2018; **153**: e180087.
- 25 Juillard CJ, Stevens KA, Monono ME, Mballa GA, Ngamby MK, McGreevy J et al. Analysis of prospective trauma registry data in Francophone Africa: a pilot study from Cameroon. *World J Surg* 2014; **38**: 2534–2542.
- 26 Mukhopadhyay B, Boniface R, Razek T. Trauma in Tanzania: researching injury in a low-resource setting. *McGill J Med* 2009; **12**: 27.

- 27 Gardner A, Forson PK, Oduro G, Stewart B, Dike N, Glover P *et al*. Diagnostic accuracy of the Kampala Trauma Score using estimated Abbreviated Injury Scale scores and physician opinion. *Injury* 2017; **48**: 177–183.
- 28 Weeks SR, Juillard CJ, Monono ME, Etoundi GA, Ngamby MK, Hyder AA *et al*. Is the Kampala Trauma Score an effective predictor of mortality in low-resource settings? A comparison of multiple trauma severity scores. *World J Surg* 2014; **38**: 1905–1911.
- 29 Naqvi G, Johansson G, Yip G, Rehm A, Carrothers A, Stöhr K. Mechanisms, patterns and outcomes of paediatric polytrauma in a UK major trauma centre. *Ann R Coll Surg Engl* 2017; **99**: 39–45.
- 30 Tracy ET, Englum BR, Barbas AS, Foley C, Rice HE, Shapiro ML. Pediatric injury patterns by year of age. *J Pediatr Surg* 2013; **48**: 1384–1388.
- 31 Mbanjumucyo G, George N, Kearney A, Karim N, Aluisio A, Mutabazi Z *et al*. Epidemiology of injuries and outcomes among trauma patients receiving prehospital care at a tertiary teaching hospital in Kigali, Rwanda. *Afr J Emerg Med* 2016; **6**: 191–197.
- 32 Haac B, Varela C, Geyer A, Cairns B, Charles A. The utility of the Kampala Trauma Score as a triage tool in a sub-Saharan African trauma cohort. *World J Surg* 2015; **39**: 356–362.
- 33 Akay S, Ozturk AM, Akay H. Comparison of modified Kampala Trauma Score with trauma mortality prediction model and trauma-injury severity score: a National Trauma Data Bank Study. *Am J Emerg Med* 2017; **35**: 1056–1059.
- 34 Martin AN, Byiringiro JC, Petroze RT, Nkeshimana M, Byiringiro F, Calland JF. Assessing the impact of HIV status on injury outcomes: a multicenter study of trauma patients in Rwanda. *Surgery* 2019; **165**: 444–449.
- 35 Haagsma JA, Graetz N, Bolliger I, Naghavi M, Higashi H, Mullany EC *et al*. The global burden of injury: incidence, mortality, disability-adjusted life years and time trends from the Global Burden of Disease study 2013. *Inj Prev* 2016; **22**: 3–18.
- 36 Mathers CD, Lopez AD, Murray CJL. The burden of disease and mortality by condition: data, methods, and results for 2001. In *Global Burden of Disease and Risk Factors*, Lopez AD, Mathers CD, Ezzati M, Jamison DT, Murray CJL (eds). International Bank for Reconstruction and Development/The World Bank: Washington, 2006; 45–240.
- 37 Aluisio AR, Umuhire OF, Mbanjumucyo G, George N, Kearney A, Karim N *et al*. Epidemiologic characteristics of pediatric trauma patients receiving prehospital care in Kigali, Rwanda. *Pediatr Emerg Care* 2019; **35**: 630–636.